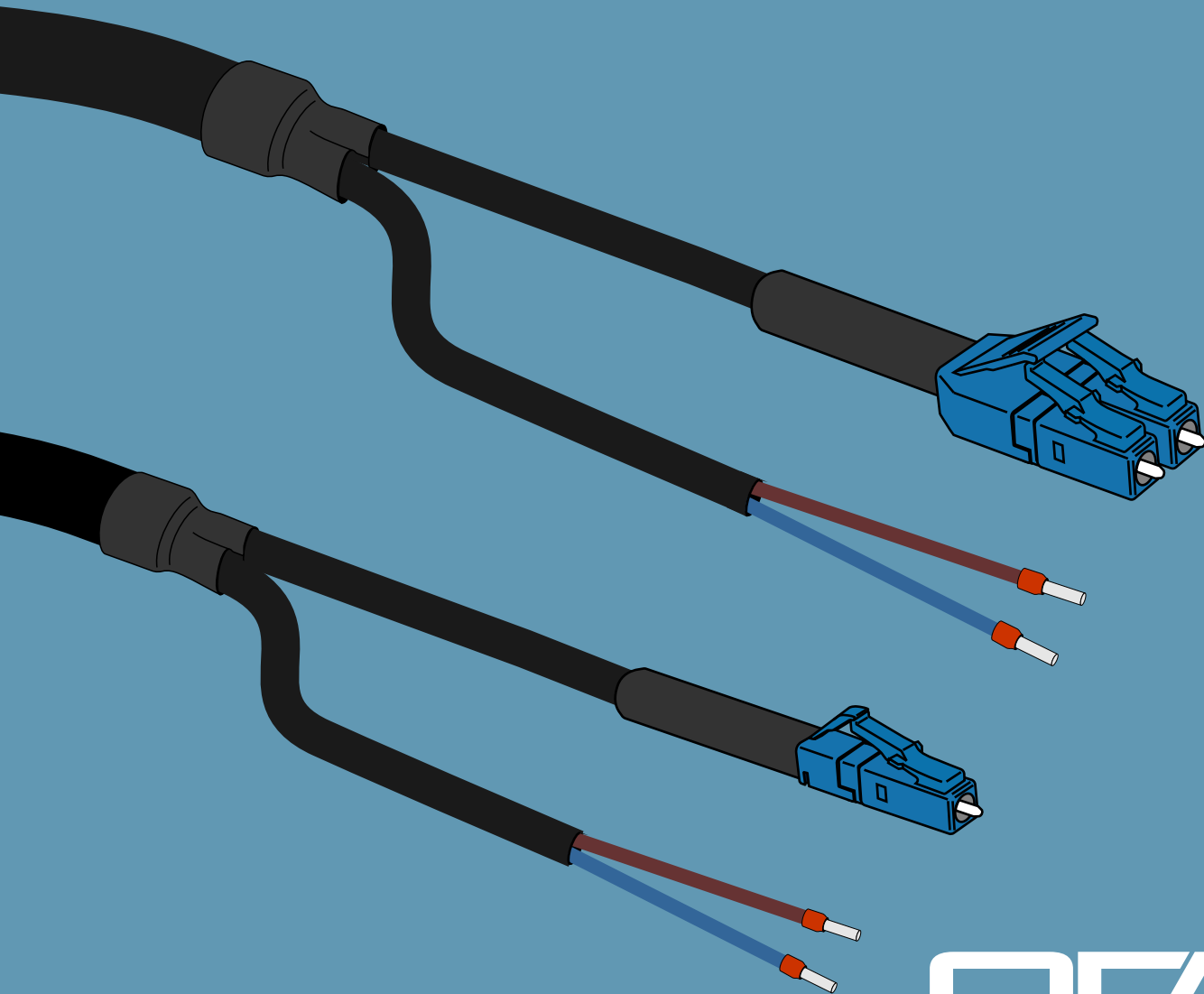


# Customized FTTH hybrid optical patchcords including power wires



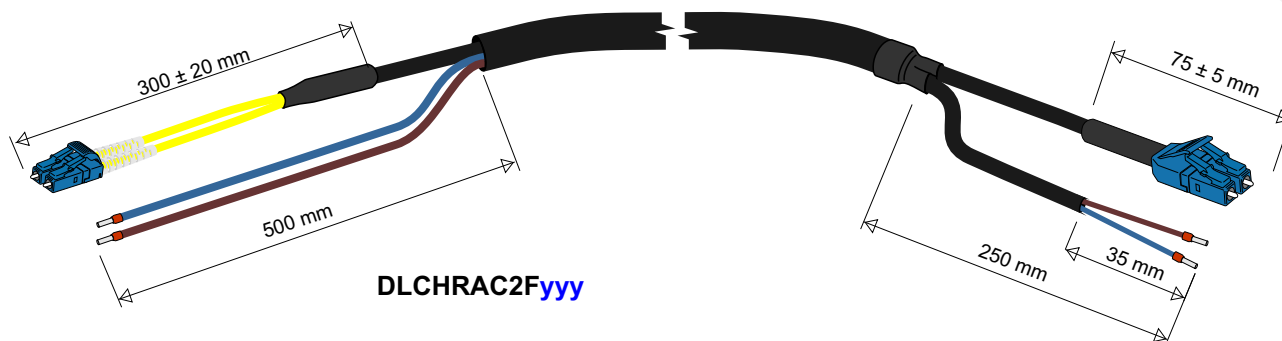
Distributor  
accessories

**OFA**  
Optical Fibre Apparatus

## Customized outdoor patchcords AccuDry, LC/PC

Customized outdoor patchcords with LC/PC connectors described in this datasheet, represents one of possible solutions of pre-connectorized hybrid cable - optical cable terminated with LC/PC connectors combined with power feeding copper wires in common sheath. Used „Phoenix Microwave Hybrid Cable LS0H™” was designed as indoor/outdoor universal cable and have been developed in cooperation of companies OFA s.r.o. and Racom s.r.o. This solution has been propounded specially for microwave equipment RAY2 connection. Final cable contains universal optical indoor/outdoor AccuDry cable (2 fibers, 1 or 2 terminated) and two insulated Cu wires (stranded bare copper wire core, brown and blue insulation). On the antenna side is used heat shrunk splitting sealing element, and optical and electrical part is divided into two separated cables. Cu wires are protected by heat shrunk tube. The AccuDry cable is perfect for its properties as high tension load, toughness and universal jacket material (UV stability and LS0H). Thanks to this properties there is possible to lead the cable from outdoor directly to indoor directly. The customized cables are delivered with preinstalled connectors LC/PC on one or two fibers. Copper wires are terminated by end-sleeves.

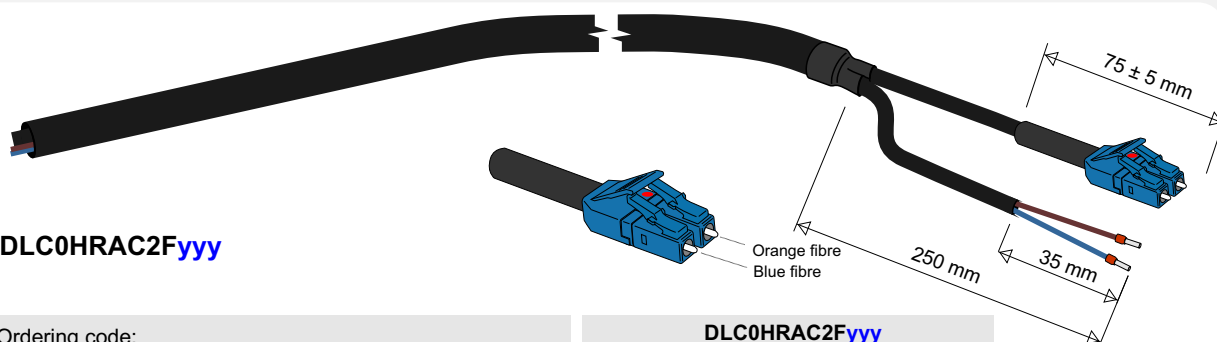
The cables could be connectorized from both sides for direct plug in or it could be delivered with connectors on one side only purposed to splicing on the other side. There is possible to deliver this product also by other types of connectors on request. The lengths of cables are manufactured according to customer's request.



**DLCHRAC2Fyyy**

Ordering code:	<b>DLCHRAC2Fyyy</b>
Patchcord length [m]	<b>yyy</b>
<b>A side termination</b>	<b>B side termination</b>
2 pcs. of LC/PC connectors, duplex, duplex clip enclosed, not assembled	2 pcs. of LC/PC connectors, duplex, Uniboot
Protection fiber tube, diam. 1,8 mm, yellow	Transition part between cable and connector protected by heat shrink tube with glue.
Transition part between cable and yellow tubes protected by heat shrink tube with glue.	Heat shrink splitting element 1:2 with glue
2 pcs. copper wires (brown, blue) end sleeves terminated	2 pcs. copper wires (brown, blue) end sleeves terminated, between splitting element and antenna protected by heat shrink tube.

Distributor accessories

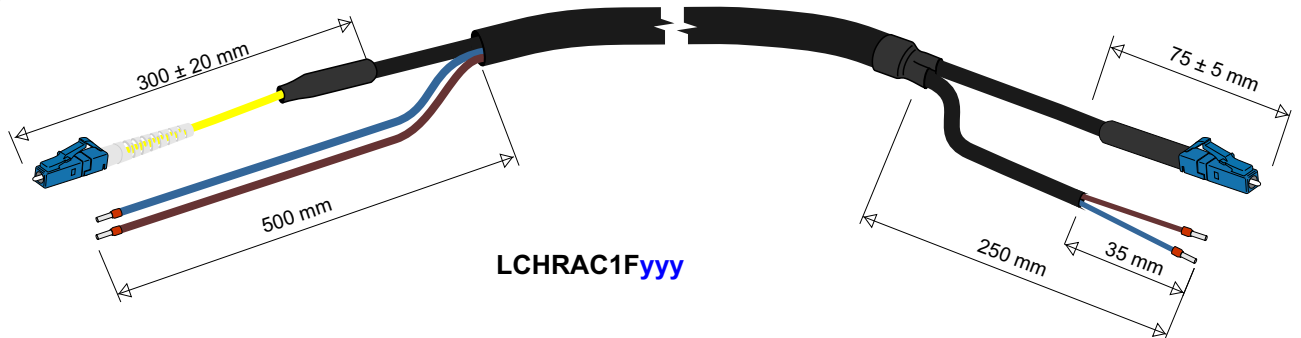


**DLC0HRAC2Fyyy**

Ordering code:	<b>DLC0HRAC2Fyyy</b>
Patchcord length [m]	<b>yyy</b>
<b>A side termination</b>	<b>B side termination</b>
No terminated	2 pcs. of LC/PC connectors, duplex, Uniboot
	Transition part between cable and connector protected by heat shrink tube with glue.
	Heat shrink splitting element 1:2 with glue
	2 pcs. copper wires (brown, blue) end sleeves terminated, between splitting element and antenna protected by heat shrink tube.

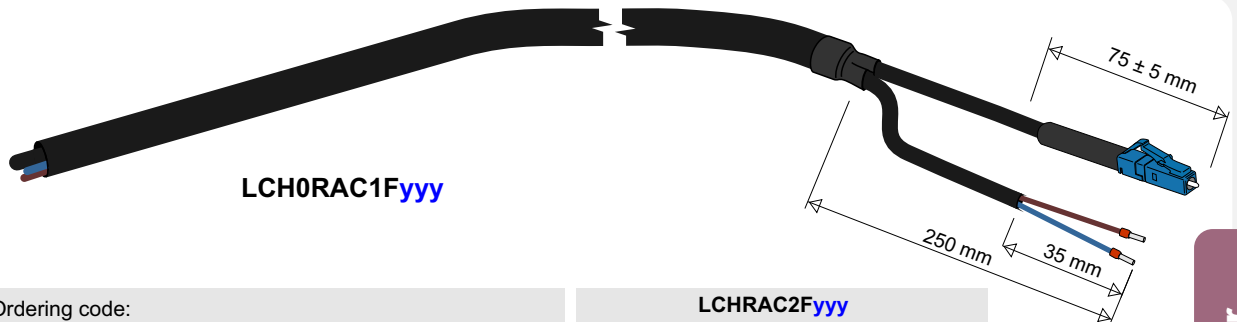
Note: Red marked connector is assembled on the orange fiber

## Customized outdoor patchcords AccuDry, LC/PC



LCHRAC1Fyyy

Ordering code:	LCHRAC2Fyyy
Patchcord length [m]	yyy
<b>A side termination</b>	<b>B side termination</b>
LC/PC connector, simplex, with collar	LC/PC connector, simplex, with collar
Protection fiber tube, diam. 1,8 mm, yellow	Transition part between cable and connector protected by heat shrink tube with glue.
Transition part between cable and yellow tubes protected by heat shrink tube with glue.	Heat shrink splitting element 1:2 with glue
2 pcs. copper wires (brown, blue) end sleeves terminated	2 pcs. copper wires (brown, blue) end sleeves terminated, between splitting element and antenna protected by heat shrink tube.



LCH0RAC1Fyyy

Ordering code:	LCHRAC2Fyyy
Patchcord length [m]	yyy
<b>A side termination</b>	<b>B side termination</b>
No terminated	LC/PC connector, simplex, with collar
	Transition part between cable and connector protected by heat shrink tube with glue.
	Heat shrink splitting element 1:2 with glue
	2 pcs. copper wires (brown, blue) end sleeves terminated, between splitting element and antenna protected by heat shrink tube.

Distributor  
accessories

## Optical connectors technical specification

Insertion loss IL	≤ 0,3 dB
Return loss RL	≥ 50 dB

## Ordering contacts

e-mail: <a href="mailto:info@ofacom.cz">info@ofacom.cz</a>	Invoicing address: <b>OFA s.r.o.</b> Jičínská 1616/29 130 00 Praha 3 Czech Republic	Shipping address: <b>OFA s.r.o.</b> Sezemická 2872/10 193 00 Praha 9 Czech Republic
phone: <a href="tel:+420212249730">+420 212 249 730</a>		

Copyright © 2014 OFA s.r.o. and its licensors. All rights reserved.