

# FIAMM

Industrial Batteries

# FGH

series



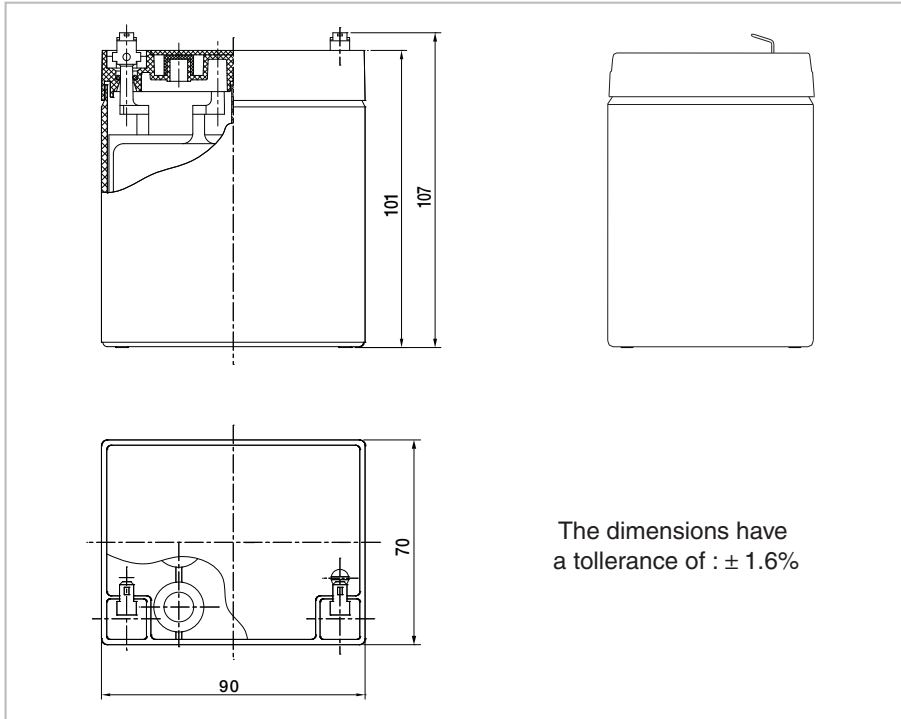
## 12FGH23

### 12 Volt 5 Ah

Fiamm 12FGH23, is an high rate battery specifically designed for UPS applications. Fiamm FGH range of batteries ensure the correct battery is supplied to the appropriate application. FIAMM is a Manufacturer of VRLA batteries and is supported by a dedicated sales network with market knowledge and experience of small sealed lead acid battery applications.

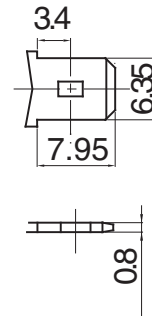
#### Features

Nominal Voltage	12 Volt
Nominal Capacity	5.0 Ah 20 hours rate to 1.75 Vpc at 25 °C
Float charging voltage	13.50 - 13.80 V/bloc at 25 °C
Boost charge voltage	14.40 - 15.00 V/bloc at 25 °C
Float voltage compensation	-18mV/°C
Maximum charging current	1.25 A
Case	ABS with HB fiammability rate (according UL 94)
Internal resistance	37 mΩ in full charged condition
Weight	2.00 kg
Dimensions	L x W x H (TH): 90 x 70 x 102 (105)
Operative temperature range	-20 °C to 50 °C
Shelf life procedures	As batteries lose part of their capacity, during storage, due to self discharge. Fiamm recommends FGH range of batteries can be stored for 6 months at an ambient temperature of 20 and 25 °C (see attached graph on reverse). Longer storage requires a recharge. This should be carried out in line with Fiamm recommended method; 2.4 V/cell for no longer than 24 hours at 20 °C



The dimensions have a tolerance of : ± 1.6%

Faston 6.3 mm

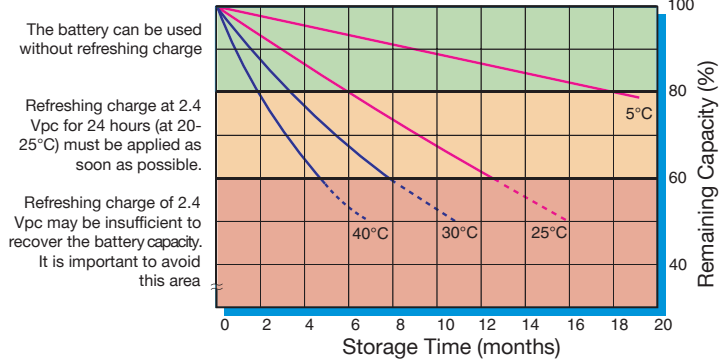


# SSLA Products

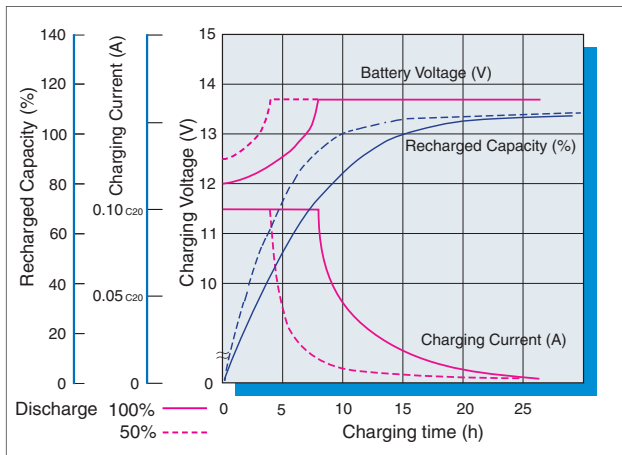
## 12FGH23 12 Volt 5 Ah



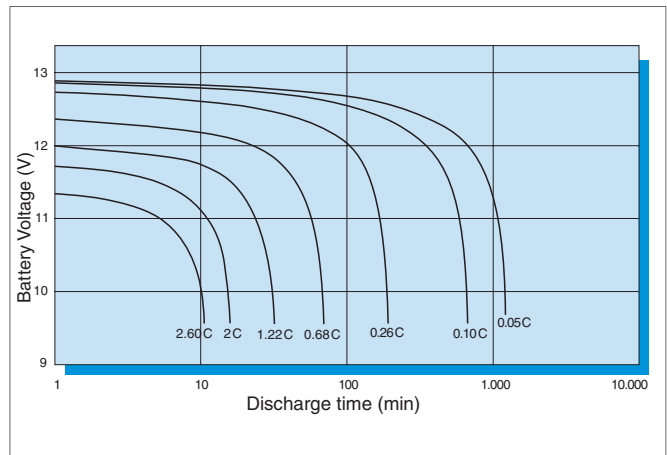
### Capacity loss during storage at various temperatures



### Battery Voltage and Charge Time for Standby Use (at 25°C)



### Discharge curves at different current / final voltage (at 25°C)



### Constant Current discharge table (Amperes)

End voltage	5 min	10 min	15 min	20 min	30 min	45 min	1 hour	2 hrs	3 hrs	5 hrs
9.60 V	22.8	15.8	11.5	9.2	6.68	4.79	3.78	2.16	1.54	0.99
9.90 V	22.5	15.5	11.5	9.1	6.64	4.78	3.77	2.15	1.53	0.98
10.02 V	22.1	15.2	11.4	9.0	6.61	4.76	3.76	2.14	1.52	0.98
10.20 V	21.5	14.9	11.2	8.9	6.54	4.73	3.74	2.12	1.50	0.97
10.50 V	20.2	14.2	10.8	8.7	6.40	4.66	3.70	2.09	1.48	0.96
10.80 V	19.1	13.4	10.2	8.4	6.26	4.45	3.51	1.96	1.39	0.91

### Constant Power discharge table (Watts per bloc)

End voltage	5 min	10 min	15 min	20 min	30 min	45 min	1 hour	2 hrs	3 hrs	5 hrs
9.60 V	248	179	133	107	79.2	57.8	46.2	26.7	19.2	12.4
9.90 V	245	176	132	106	78.9	57.8	46.2	26.7	19.1	12.4
10.02 V	242	173	131	106	78.7	57.6	46.1	26.6	19.0	12.4
10.20 V	235	169	129	105	78.0	57.3	45.9	26.4	18.8	12.3
10.50 V	222	162	125	102	76.6	56.8	45.5	26.1	18.7	12.2
10.80 V	211	154	120	100	75.6	54.5	43.4	24.7	17.7	11.6