

Description

BO 321 omnidirectional base antenna is designed for mobile and data radio networks.

Antenna is mounted to different diameters of masts by separately ordered antenna holders. Antenna holders are made of stainless or hot-dip zinc steel. They are fastened to the masts by stainless U-bolts and nuts. Antenna can be mounted to any position on the mast.

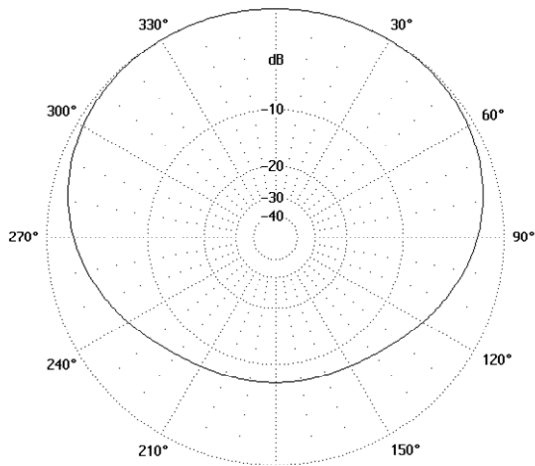
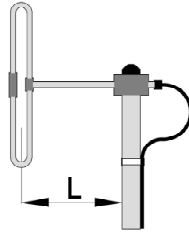
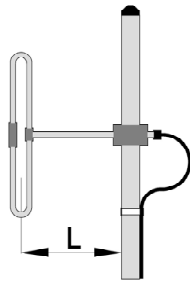
Influence of mast to radiation pattern is obvious from enclosed diagrams.

Technical Specifications

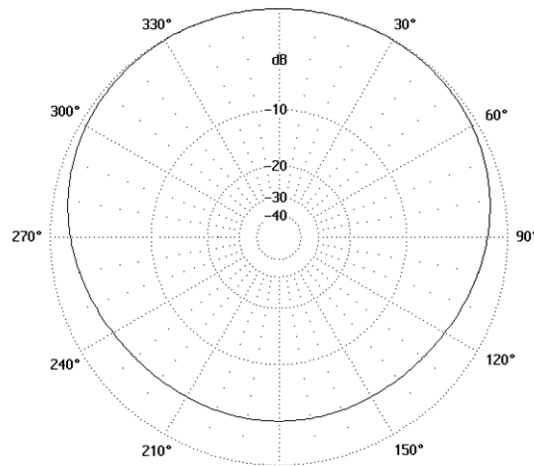
Type	BO 321	
Frequency range	MHz	380 ÷ 430
Gain in front / back direction *	dBi	3.2 / -4.2
Gain in side direction (90°, 270°) **	dBi	3.7
Radiation pattern (at * / **)	offset (omnidirectional with shift axis) / elliptic	
Polarization	vertical	
Impedance	Ω	50
VSWR	< 1.4	
Maximum input power	W	200
Grounding	all metal parts of antenna including mounting kit are DC grounded	
Material of antenna	lacquered aluminium alloy, plastic, stainless steel	
Antenna holder	mm	RCAK 400 43 – Ø 35 ÷ 76 (standard)
		RCAK 400 53 – Ø 60 ÷ 90
		RCK 100 000 – Ø 90 ÷ 120
Material of holder	aluminium alloy, hot-dip zinc steel; all screws and nuts: stainless steel	
Weight of antenna / holder	kg	0.7 / 0.5
Maximum wind velocity	km/h	160
Wind load (at 160 km/h)	N	31
Dimensions l × h	mm	580 × 362
Connector type	N female	

* Distance (L) from the mast $\lambda/4$ (~ 195 mm)

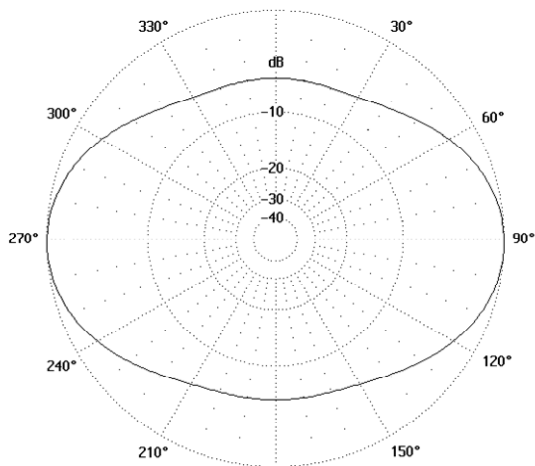
** Distance (L) from the mast $\lambda/2$ (~ 390 mm)



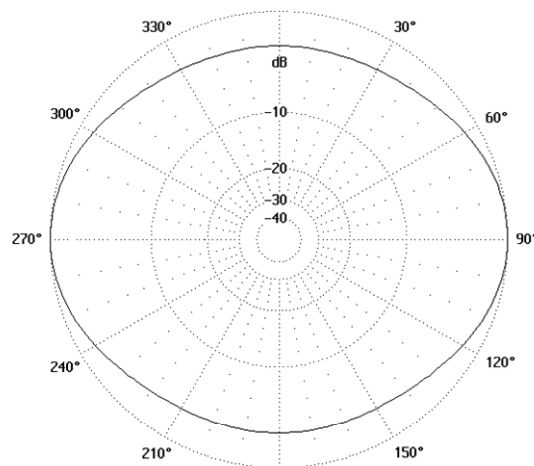
Radiation pattern – H plane
Antenna is mounted **in the middle of the mast**,
frequency 385 MHz, $L = (\lambda/4)$ 195 mm *



Radiation pattern – H plane
Antenna is mounted **on the top of the mast**,
frequency 385 MHz, $L = (\lambda/4)$ 195 mm *



Radiation pattern – H plane
Antenna is mounted **in the middle of the mast**,
frequency 385 MHz, $L = (\lambda/2)$ 390 mm **



Radiation pattern – H plane
Antenna is mounted **on the top of the mast**,
frequency 385 MHz, $L = (\lambda/2)$ 390 mm **