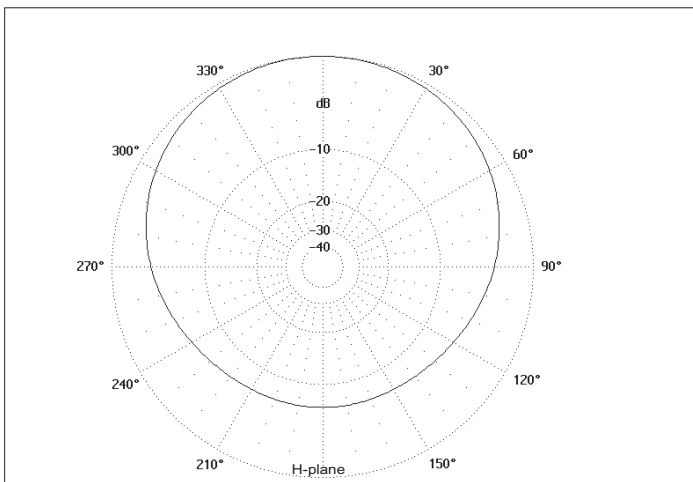
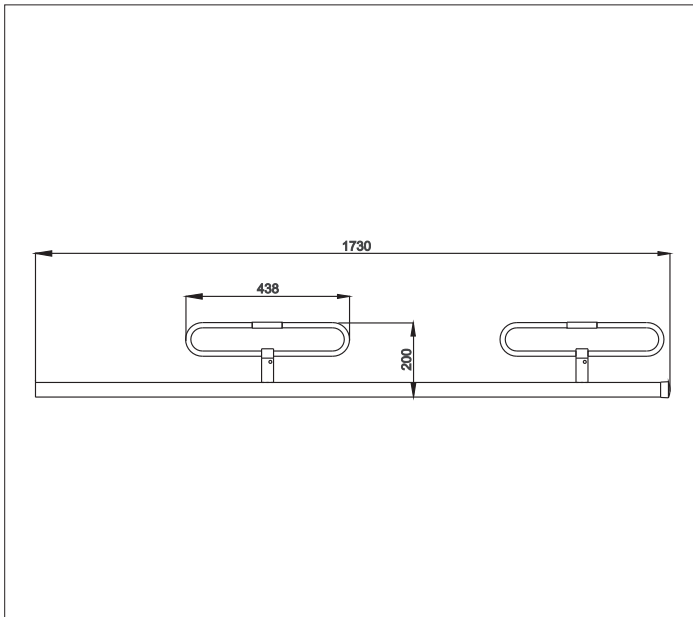





Offset Antennas

OV300.2



The offset antenna OV300.2 is a base antenna for radiostations working in bands of 300-355 MHz. This antenna has a slightly directional radiation pattern with the gain of 6.3-7.1 dBd. The antenna is broadband and that is why it is suitable for duplex operations.

The antenna is constructionally designed as two half-waves dipoles which are put on a supporting pipe, one above the other, and they are fed in phase with the same power by coaxial cable from a divider of DC300.2 type which is placed inside the supporting pipe. The antenna is produced of aluminium alloy and on the surface it is covered by polyester colour. During the lightning strike the antenna is protected by galvanic connection with the tower. The wind resistance is 150 km/h.

The antenna is connected to the coaxial cable by the coaxial plug "N" type which is soled together with the antenna.

ELECTRICAL PARAMETERS

Frequency range [MHz]	300-355
Gain [dBd]	6.3-7.1
F/B ratio [dB]	9-10
Radiation angle in E-plane [°]	31-27
Radiation angle in H-plane [°]	159
VSWR	<1.7
Polarization	Vertical
Impedance [Ohm]	50
Max. Input power [W]	200
Antistatic protection	All metal parts DC-grounded (shows as DC-short)

MECHANICAL PARAMETERS

Connection	N female
Wind Surface/ with 15 mm icing [m²]	0.092 / 0.204
Wind Load/ with 15 mm icing [N]	146 / 324 @ 150 km/h
Length Boom/Driver [mm]	1730 / 438
Weight [kg]	3.5
Mouting	Supplied with two mast bracket suitings 30-76 mm dia.mast

RADIATION PATTERNS

E-plane	014EA14
H-plane	034KA38

Radiation Patterns code is generated with VASSTOOL software

SWR OV300.2

